

# Factsheet

## The Netherlands:

## cycling country



**2.9** km average daily distance cycled by the Dutch



**25%** of home-work commuting is done by bike

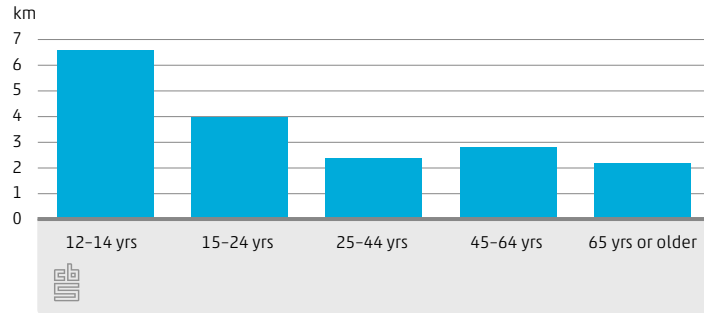


**1.4** million electric bikes in 2014

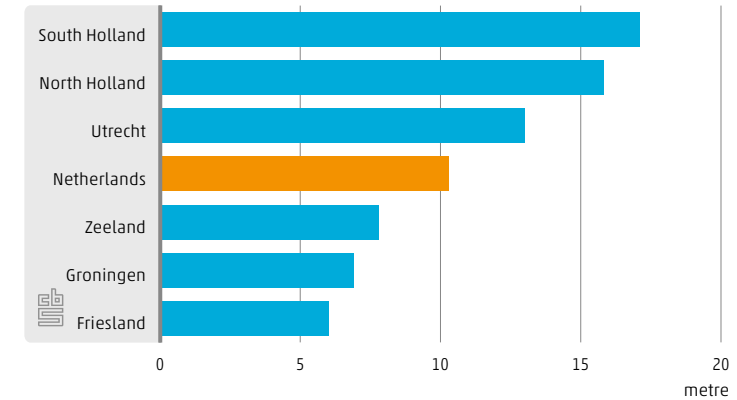


**35,000** km total length of Dutch cycle paths

### Average distance cycled per person per day by age group, 2014



### Provinces with the most and least metres of cycle paths per ha of land area, 2013

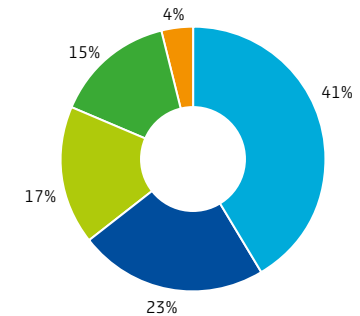


Source: Fietsersbond, Statistics Netherlands.

**240,000** Dutch practise cycling as a sport



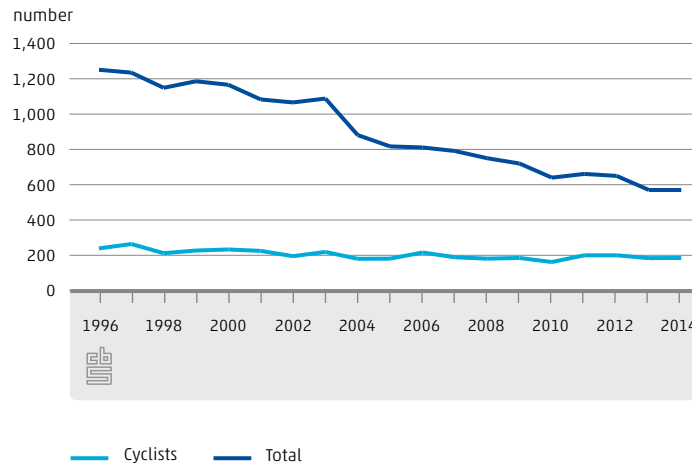
### Distance cycled per person pay day, by motive, 2014



**1,000** km average distance cycled per person per year

**2,000** km average distance cycled per teenager per year

### Traffic deaths, 1996-2014



**558,000** Dutch victims of bike theft

- Recreation, restaurants and cafés, visiting friends or relatives, etc.
- To and from work, incl. work-related trips
- Shopping, hairdressers, etc.
- Education, course
- Other reason



# Factsheet

## The Netherlands:

### cycling country




**40%** of imported bikes come from Asia



**16** bike shops per 100,000 inhabitants

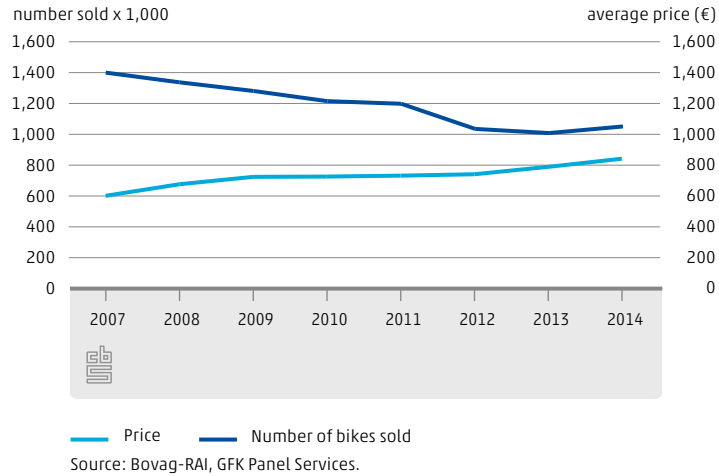


**98%** of exported bikes go to other countries in Europe

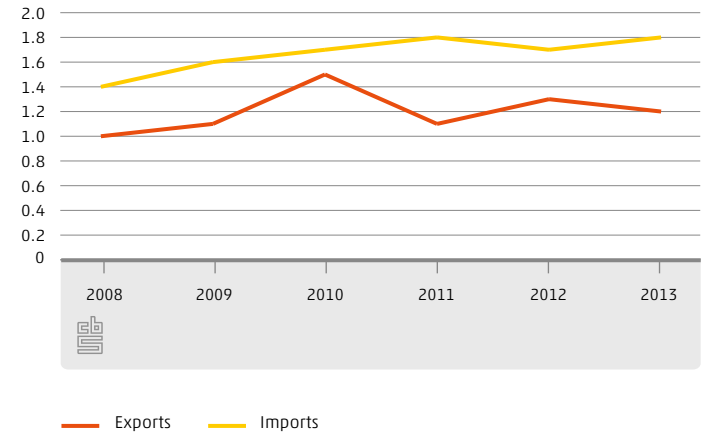


**21%** of bikes sold are electric. Up from 10% in 2008

### Bike sales and average price per bike, 2007-2014

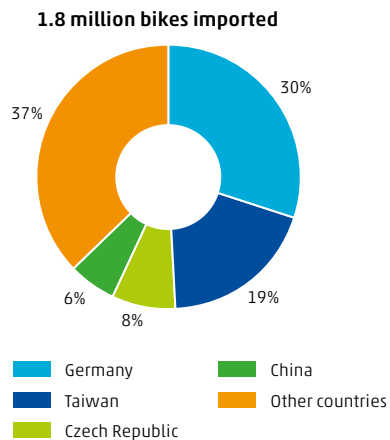


### Bike imports and exports, 2008-2013



**2,655** Bike shops in the Netherlands in 2015

### Bike imports by country of origin, 2013



### Bikes exports by country of destination, 2013

