

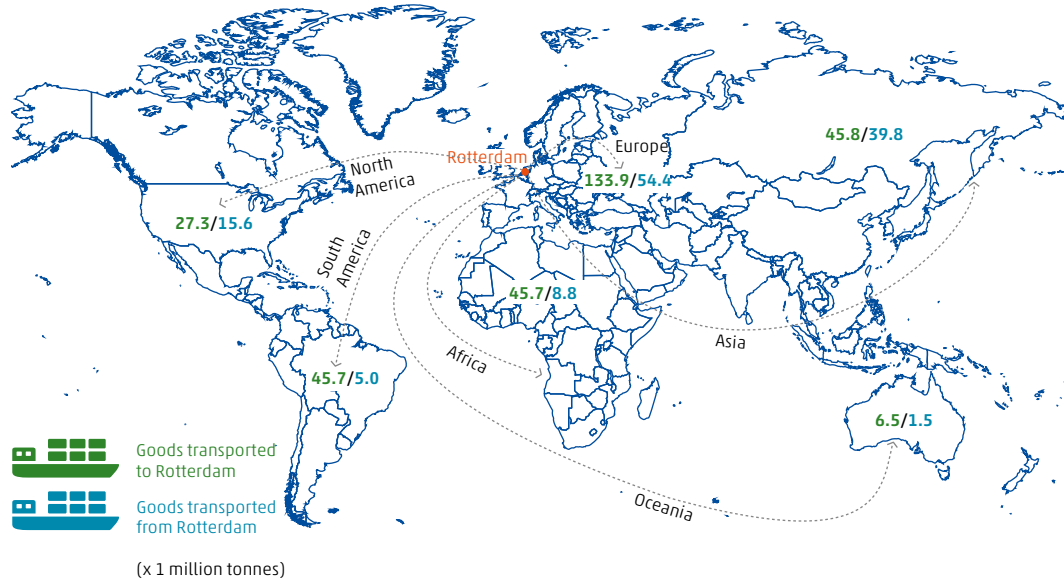
# Fact sheet

## Port of Rotterdam

2014



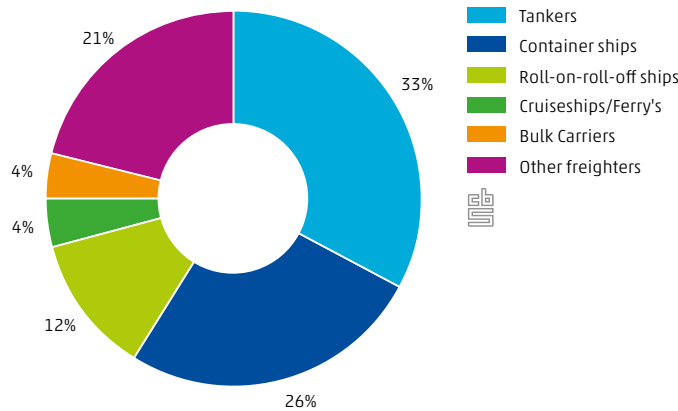
### Flow of goods in the Port of Rotterdam



### Flag of ships entering the port

	1. The Netherlands	3,600
	2. Antigua & Barbuda	2,800
	3. Malta	1,800
	4. Cyprus	1,500
	5. Liberia	1,500

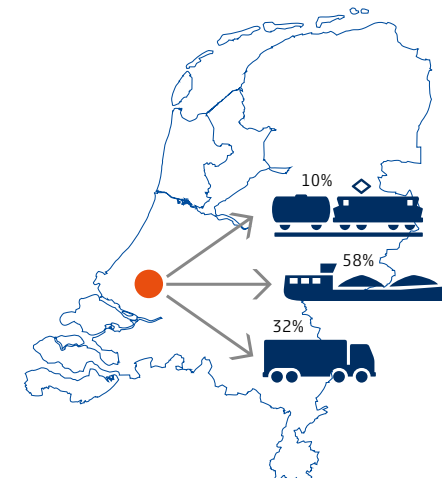
### Type of ships entering the Port of Rotterdam



**4 million tonnes** of fruits and vegetables imported



### Transport of goods from Rijnmond to hinterland



### Largest containership in 2015



**433 million tonnes** of goods processed



**9% increase** in container transshipment



**41 thousand jobs** in the transport and storage sector



Fact sheet

Port of Rotterdam

Maritime shipping



# Container transport 2014

Rotterdam  
**108** million tonnes

Antwerp  
**90** million tonnes

Hamburg  
**81** million tonnes