



EUROPEAN COMMISSION  
EUROSTAT

Directorate F: Social statistics  
Unit F-2: Population and migration

Luxembourg, 22 May 2018  
ESTAT/F2/POP/2018/WG1/02/SAR rev

# Working Paper

for the

**Working Group on Population Statistics**

6<sup>th</sup> meeting

Luxembourg, 17-18 April 2018

**UNIDEMO QUALITY REPORT**

**REFERENCE YEAR 2016**

*Item 2.1 of the agenda*

## 1. INTRODUCTION

The aim of this document is to give a picture of the state of play of the Unified Demographic data collection for the Reference Year (RY) 2016 (UNIDEMO 2016).

The document provides information on UNIDEMO RY 2016 for the statistics on vital events, migration flows and acquisition/loss of citizenship and population stocks data at the end of 2016, according to the Article 3 of Regulation (EU) No 1260/2013<sup>1</sup> and to Article 3 of the Regulation (EC) No 862/2007<sup>2</sup>, and their corresponding implementing measures.

Some general aspects related to the data quality are reviewed, in particular referring to punctuality, completeness, comparability, and accuracy. Quality improvements in RY2016 as compared to previous reference year are also assessed.

### **The members of the Working Group on Population Statistics are invited to:**

- Take note of the punctuality and completeness of the 2016 demographic and migration data;
- Take note of the needs of the users of population data provided under Article 3 by individual country of citizenship as well as immigration / emigration by single previous / next country of residence and comment on data availability;
- Take note on the existence of the CIRCABC restricted access online interest group *'Exchange of data and best practices for international migration statistics'*;

## 2. UNIFIED DEMOGRAPHIC DATA COLLECTION REFERENCE YEAR 2016

### 2.1. Punctuality

The punctuality of the data and metadata supplied has been assessed based on the deadline set by both the Regulation (EU) No 1260/2013 and Regulation (EC) No 862/2007, which was 31 December 2017. The data request and accompanying documents were sent out on 9 October 2017 to 49 countries: EU-28 Member States, EFTA countries, Candidate Countries (Albania, Montenegro, The Former Yugoslav Republic of Macedonia, Serbia and Turkey), Andorra, Armenia, Azerbaijan, Republic of Bosnia and Herzegovina, Belarus, Georgia, Monaco, Republic of Moldova, Russian Federation, San Marino, Ukraine and Kosovo<sup>3</sup>.

The data and metadata were to be transmitted using three templates prepared by Eurostat: UNIDEMO1260 templates for the demographic data, UNIDEMO862 template for the migration data, and DEMOMIGR\_UNIESMS for the metadata. Out of the 32 countries (EU-28 Member States and EFTA) bound by those EU regulations<sup>4</sup>:

- as for the UNIDEMO1260 template, 28 countries transmitted all or part of the required data before the deadline and 4 countries within 2 weeks of the deadline;

---

<sup>1</sup> Commission Regulation(EU) No 1260/2013 of the European Parliament and of the Council on European demographic statistics <http://eur-lex.europa.eu/LexUriServ/LexUriServ.do?uri=OJ:L:2013:330:0039:0043:EN:PDF>  
Commission Implementing Regulation (EU) No 205/2014 of Regulation (EU) No 1260/2013 <http://eur-lex.europa.eu/LexUriServ/LexUriServ.do?uri=OJ:L:2014:065:0010:0026:EN:PDF>

<sup>2</sup> Commission Regulation(EC) No 862/2007 of the European Parliament and of the Council on migration and international protection

<http://eur-lex.europa.eu/LexUriServ/LexUriServ.do?uri=OJ:L:2007:199:0023:0029:EN:PDF>  
Commission Implementing Regulation (EU) No 351/2010 of Regulation (EU) No 862/2007 <http://eur-lex.europa.eu/LexUriServ/LexUriServ.do?uri=OJ:L:2010:104:0037:0039:EN:PDF>

<sup>3</sup> Kosovo (under UNSCR 1244)

<sup>4</sup> Regulation (EU) No 1260/2013 is not yet included in Annex A of the Bilateral Agreement in the field of Statistics with Switzerland.

- as for the UNIDEMO862 template, 29 countries transmitted all or part of the required data before the deadline and 3 countries within 2 weeks of the deadline;
- and 26 countries transmitted all or part of the required metadata (DEMOMIGR\_UNIESMS) before the deadline, 2 countries within 2 weeks of the deadline and 4 countries provided data later.

As for the countries not bound by the EU regulations but participating on a voluntary basis:

- 5 Candidate Countries, Azerbaijan, Belarus, Georgia, Republic of Moldova, Russian Federation and Kosovo<sup>3</sup> transmitted all or part of the UNIDEMO1260 template before the deadline; Andorra, Armenia and Ukraine after the deadline;
- 4 Candidate Countries, Azerbaijan, Belarus, Georgia, Republic of Moldova, Russian Federation and Kosovo<sup>3</sup> transmitted all or part of the UNIDEMO862 template before the deadline; Andorra and Armenia after the deadline;
- 3 Candidate Countries as well as Belarus transmitted the DEMOMIGR\_UNIESMS metadata before the deadline.

Therefore, regarding punctuality, 28 of the 32 countries bound by the above mentioned Regulations submitted the data and metadata within the mandatory deadline and 4 countries later.

Eurostat acknowledges the efforts and thanks the data providers for the transmission of data and metadata within the deadline.

**Chart 1: Date of first transmission of UNIDEMO1260 Reference Year 2016 by country**



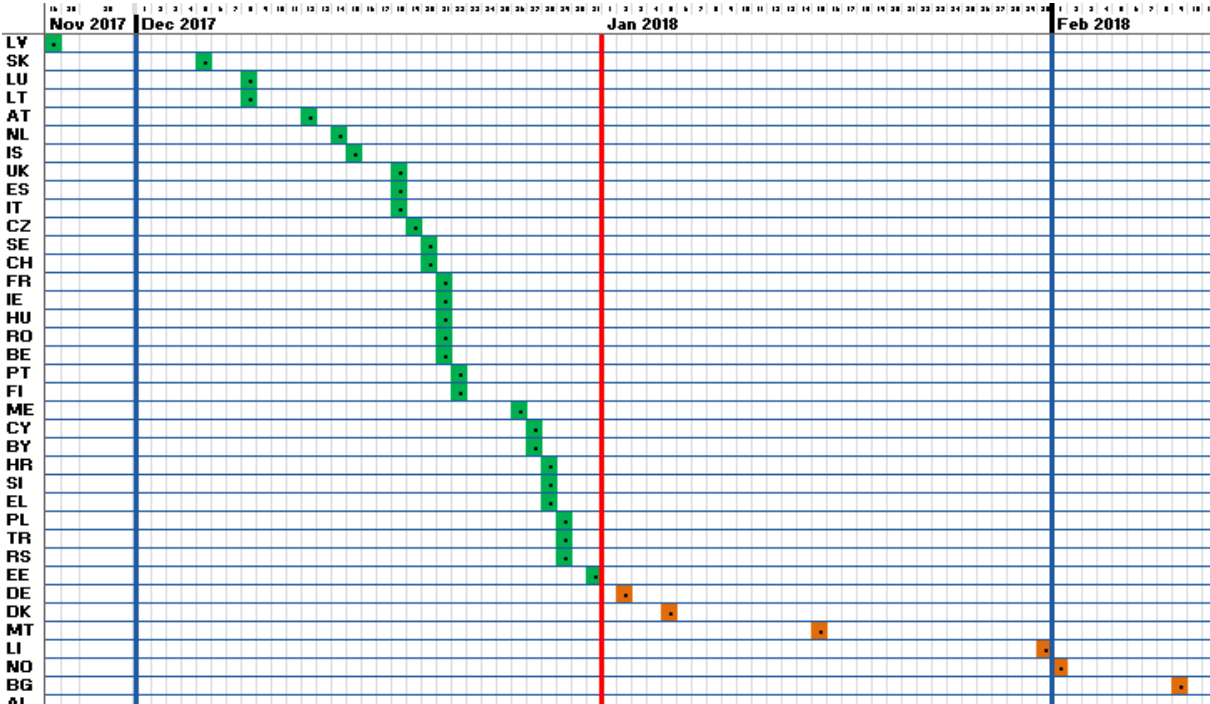
Note: Republic of Bosnia and Herzegovina, Monaco and San Marino are not displayed because they have not yet submitted UNIDEMO1260 RY2016 data.

**Chart 2: Date of first transmission of UNIDEMO862 Reference Year 2016 by country**



Note: Albania, Republic of Bosnia and Herzegovina, Monaco, San Marino and Ukraine are not displayed because they have not yet submitted UNIDEMO862 RY2016 data.

**Chart 3: Date of first transmission of UNIESMS Reference Year 2016 by country**



Note: Albania, The former Yugoslav Republic of Macedonia, Andorra, Armenia, Azerbaijan, Republic of Bosnia and Herzegovina, Georgia, Monaco, Republic of Moldova, Russian Federation, San Marino, Ukraine and Kosovo<sup>5</sup> are not displayed because they have not yet submitted UNIESMS RY2016 metadata or it is in draft status.

<sup>5</sup> Kosovo (under UNSCR 1244)

## 2.2. Completeness

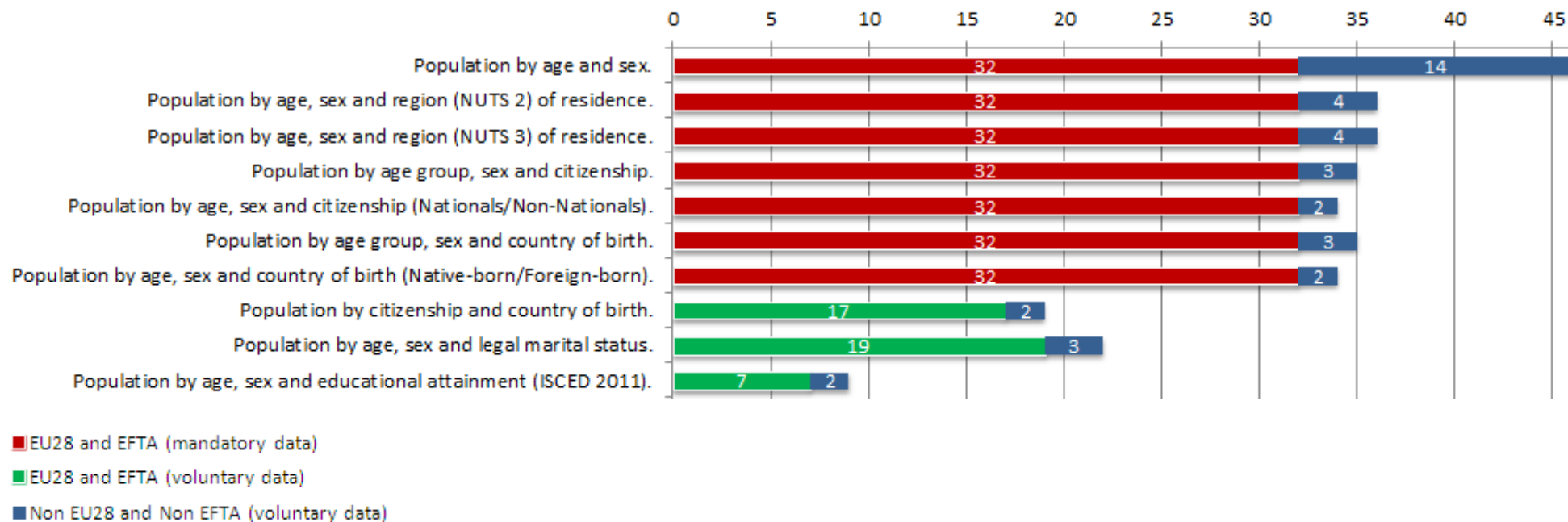
All (EU-28 Member States and EFTA) countries bound by Regulation (EC) No 862/2007 and Regulation (EU) No 1260/2013 provided all mandatory data<sup>6</sup>. The exact number of countries is shown in Chart 4 for each UNIDEMO table, either mandatory or voluntary, and including in blue the number of countries among Candidate Countries, Andorra, Armenia, Azerbaijan, Bosnia and Herzegovina, Belarus, Georgia, Monaco, Republic of Moldova, Russian Federation, San Marino, Ukraine and Kosovo<sup>7</sup> that transmitted data on voluntary basis.

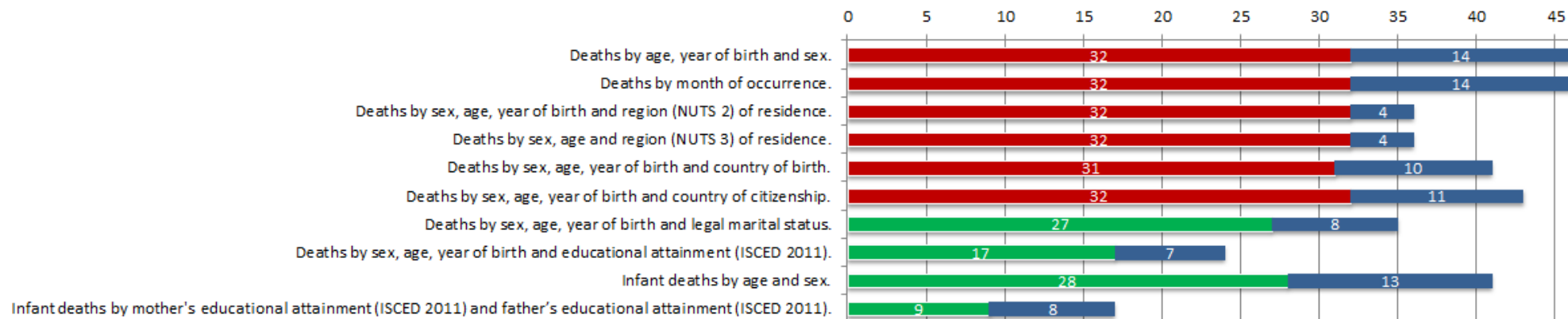
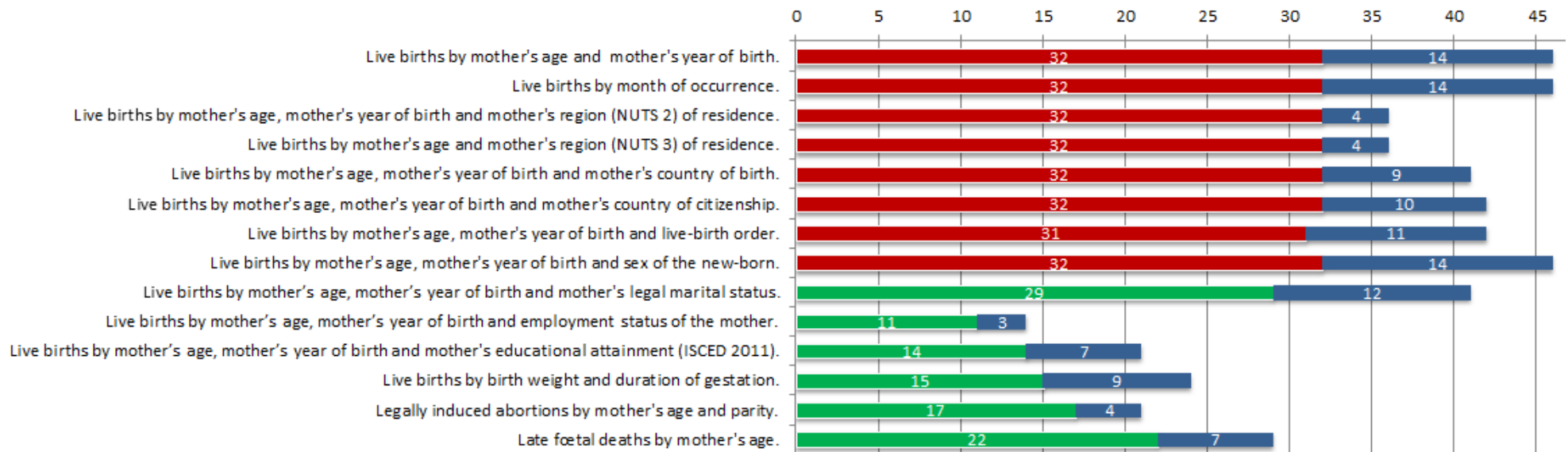
---

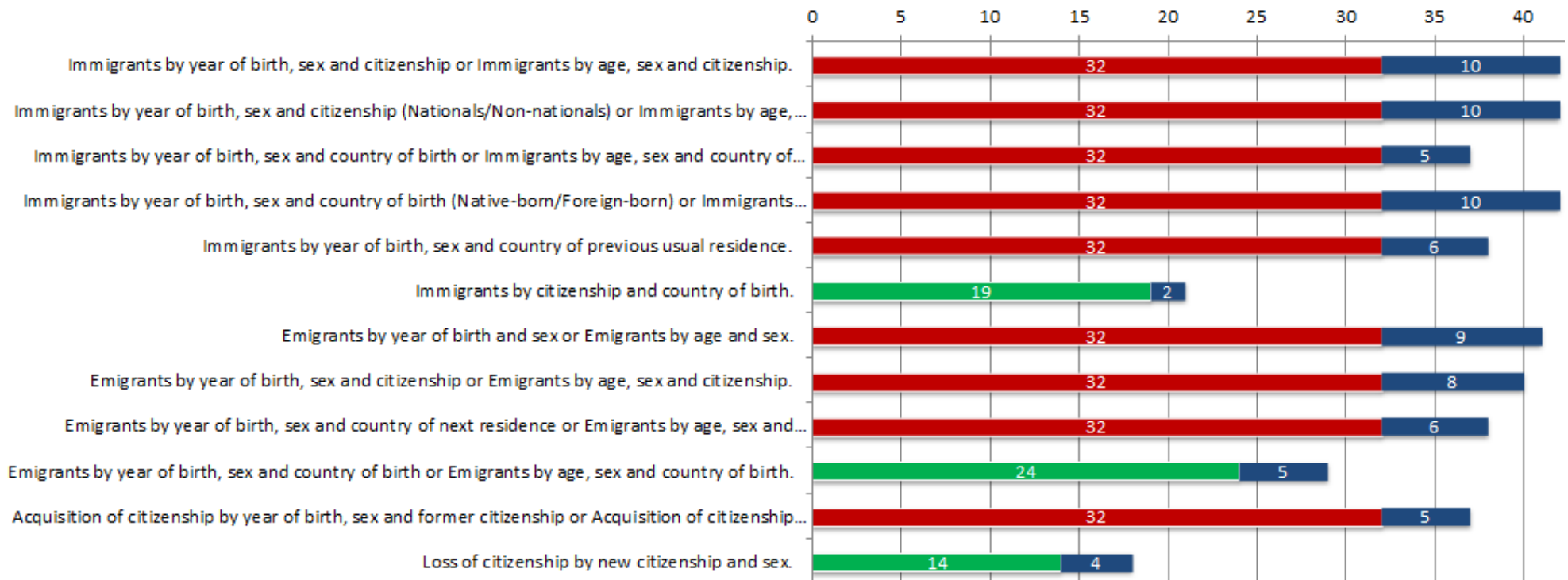
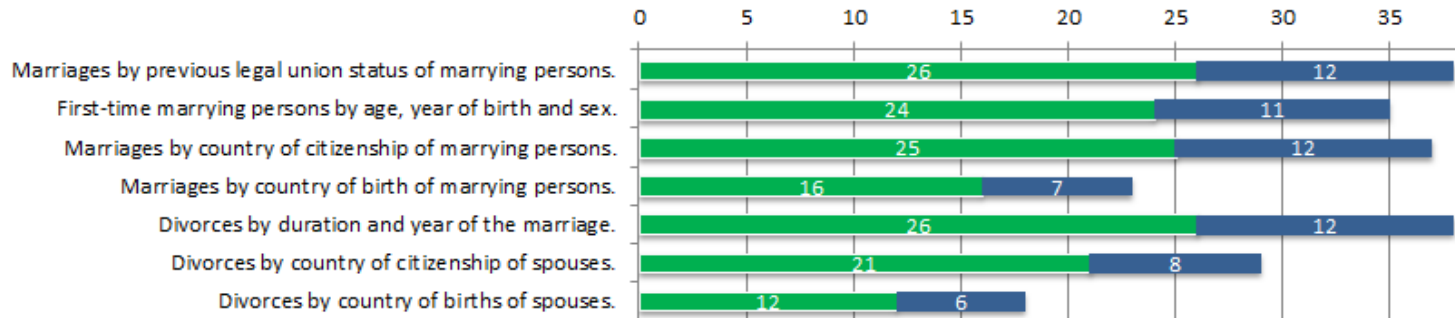
<sup>6</sup> LI is exempted from providing data on live birth-order in accordance to Annex XXI to the EAA agreement: <http://www.efta.int/media/documents/legal-texts/eea/the-eea-agreement/Annexes%20to%20the%20Agreement/annex21a.pdf>. The Regulation 1260/2013 is not yet covered by the agreement with CH. It is not included in Annex A to Agreement between the European Community and the Swiss Confederation on cooperation in the field of statistics: <http://eur-lex.europa.eu/legal-content/EN/TXT/PDF/?uri=CELEX:22013D0394&from=EN>

<sup>7</sup> Kosovo (under UNSCR 1244)

**Chart 4: Number of countries providing data by UNIDEMO Reference year 2016 table.**









Eurostat welcomes the fact that the majority of data providers are continuing to supply voluntary data disaggregated by single country/citizenship for Regulation (EC) No 862/2007. As stated in the Guidelines to the data collection, it is important for detailed data to be available: to compute EU aggregates, to obtain further elements for the evaluation of data accuracy and, therefore, for the satisfaction of users' needs.

As you are aware, the data required under the Regulation reflect users' evolving needs, while taking into account data providers' capacities. This could lead to future amendments to the Regulation, such that new data categories or specific disaggregation may be added and /or that data requirements may be eliminated, whenever they are considered less useful.

Currently, please note that the most important identified data gaps are:

- 1) **population by single country of citizenship**
- 2) **immigration by single previous country of residence**
- 3) **emigration by single next country of residence**

These gaps are not addressed successfully under the framework of voluntary agreements so far because the response rate is not complete and a complete set of data for all Member States is necessary to prepare EU aggregates such as the top citizenships of EU-citizens living in others EU Member States that are not available currently.

Another consequence is that there is no intra-European mobility matrix under harmonised definition (12-month time criteria).

We would appreciate that you help us to achieve better coverage of information needs related to migration and migrant population by transmitting tables by single country/citizenship.

Eurostat thanks the data providers that transmitted the entire set of voluntary tables and particularly the tables by single country/citizenship.

**Table 1: List of countries providing the voluntary part of Reg. 862/2007 by detail of the breakdown for reference years 2015-2016, EU Member States and EFTA countries (total number of countries between brackets)**

	single country 2015	single country 2016	country group 2016
Immigration by country of previous residence	BE, BG, DK, EE, ES, HR, IT, LT, NL, AT, RO, SI, SK, FI, SE, UK, IS, LI, NO, CH(20)	BE, BG, DK, EE, ES, HR, IT, LT, NL, AT, RO, SI, SK, FI, SE, UK, IS, LI, NO, CH(20)	CZ, DE, IE, EL, FR, CY, LV, LU, HU, MT, PL, PT(12)
Immigration by citizenship	BE, BG, CZ, DK, EE, ES, FR, HR, IT, LT, LU, HU, NL, AT, RO, SI, SK, FI, SE, UK, IS, LI, NO, CH(24)	BE, BG, CZ, DK, EE, ES, FR, HR, IT, LV, LT, LU, HU, NL, AT, RO, SI, SK, FI, SE, UK, IS, LI, NO, CH(25)	DE, IE, EL, CY, MT, PL, PT(7)
Immigration by country of birth	BE, BG, CZ, DK, EE, ES, FR, HR, IT, LT,	BE, BG, CZ, DK, EE, ES, FR, HR, IT, LV,	DE, IE, EL, CY, MT, PL, PT(7)

	single country 2015	single country 2016	country group 2016
	LU, HU, NL, AT, RO, SI, SK, FI, SE, UK, IS, LI, NO, CH(24)	LT, LU, HU, NL, AT, RO, SI, SK, FI, SE, UK, IS, LI, NO, CH(25)	
Emigration by country of next residence	BE, BG, DK, EE, ES, HR, IT, LT, NL, AT, RO, SI, SK, FI, SE, UK, IS, LI, NO, CH (20)	BE, BG, DK, EE, ES, HR, IT, LT, NL, AT, RO, SI, SK, FI, SE, UK, IS, LI, NO, CH (20)	CZ, DE, IE, EL, FR, CY, LV, LU, HU, MT, PL, PT(12)
Emigration by citizenship	BE, BG, CZ, DK, EE, ES, HR, IT, LT, LU, HU, NL, AT, RO, SI, SK, FI, SE, UK, IS, LI, NO, CH(23)	BE, BG, CZ, DK, EE, ES, HR, IT, LV, LT, LU, HU, NL, AT, RO, SI, SK, FI, SE, UK, IS, LI, NO, CH(24)	DE, IE, EL, FR, CY, MT, PL, PT(8)
Emigration by country of birth	BE, BG, DK, EE, ES, IT, LT, LU, HU, NL, AT, RO, SI, FI, SE, IS, LI, NO, CH(19)	BE, BG, DK, EE, ES, HR, IT, LV, LT, LU, HU, NL, AT, RO, SI, SK, FI, SE, IS, LI, NO, CH(22)	DE, PL(2)
Population by citizenship	BE, BG, CZ, DK, DE, EE, EL, ES, FR, HR, IT, LV, LT, LU, HU, NL, AT, PL, PT, RO, SI, SK, FI, SE, UK, IS, LI, NO, CH (29)	BE, BG, CZ, DK, DE, EE, IE, EL, ES, FR, HR, IT, LV, LT, LU, HU, NL, AT, PL, PT, RO, SI, SK, FI, SE, UK, IS, LI, NO, CH (30)	CY, MT(2)
Population by country of birth	BE, BG, CZ, DK, EE, ES, FR, IT, LV, LT, HU, NL, AT, RO, SI, SK, FI, SE, UK, IS, LI, NO, CH(23)	BE, BG, CZ, DK, EE, ES, FR, IT, LV, LT, LU, HU, NL, AT, RO, SI, SK, FI, SE, UK, IS, LI, NO, CH(24)	DE, IE, EL, HR, CY, MT, PL, PT(8)

### 2.3. Comparability

Eurostat requires that data providers supply specific metadata for the UNIDEMO data collection which describe the definitions used and the quality of the statistical outputs so as to assess whether standards are being applied.

In order to ensure comparability in the statistics produced, Eurostat verifies whether the received data are consistent internally and over time, and whether they are comparable between regions and countries. Regarding comparability between countries, the Regulation (EC) No 862/2007 establishes harmonised definitions for the data supplied to the Commission.

Focussing on the definitions of migration flows and acquisitions of citizenship:

- 30 countries applied the 12-month time criterion whilst 2 countries reported that the time criterion applied is different. This is because the national statistical definition of emigration was based on a six month criterion for some countries of next residence (Nordic agreement), although the impact is declared as negligible.
- 31 countries provided acquisitions of citizenship by persons living in the country and 1 countries reported that acquisitions of citizenship data included those of persons not living in the country. This latter differs from the required harmonised definition because persons not living in the country were included, although the impact is declared as negligible.

A synoptic view of the information reported on these migration definitions issues in the metadata is reported in Table 2 and Table 3 below.

**Table 2: Countries by time criteria used for the definition of migration and typology of flow for the reference year 2016, EU Member States and EFTA countries**

		1. Actual 12-month	2. Intended 12-month	3. Actual and intended 12-month	4. Other
<b>Nationals</b>	Immigrants	AT, BE, CH, CZ, DK, EE, IS, NL, RO, NO	DE, HU, IT, FI, SE, UK	BG, CY, EL, ES, FR, HR, IE, LT, LU, LV, MT, PL, PT, SI, SK, LI	
	Emigrants	AT, BE, CH, CZ, DE, DK, EE, IS, NL, RO, NO	HU, IT, UK	BG, CY, EL, ES, FR, HR, IE, LT, LU, LV, MT, PL, PT, SI, SK, LI	FI, SE
<b>EEA citizens</b>	Immigrants	AT, BE, CH, DE, DK, EE, IS, NL, RO, NO	HU, FI, IT, SE, UK	BG, CY, CZ, EL, ES, FR, HR, IE, LT, LU, LV, MT, PL, PT, SI, SK, LI	
	Emigrants	AT, BE, CH, DE, DK, EE, IS, NL, RO, NO	CZ, HU, IT, UK	BG, CY, EL, ES, FR, HR, IE, LT, LU, LV, MT, PL, PT, SI, SK, LI	FI, SE
<b>Non EEA citizens</b>	Immigrants	AT, BE, CH, DE, DK, IS, NL, RO, NO	HU, FI, IT, SE, UK	BG, CY, CZ, EE, EL, ES, FR, HR, IE, LT, LU, LV, MT, PL, PT, SI, SK, LI	
	Emigrants	AT, BE, CH, DE, DK, EE, IS, NL, RO, NO	CZ, HU, IT, UK	BG, CY, EL, ES, FR, HR, IE, LT, LU, LV, MT, PL, PT, SI, SK, LI	FI, SE

**Table 3: Countries by definition of acquisitions of citizenship for reference year 2016, EU Member States and EFTA countries**

1. Acquisitions by persons living in the country	2. Other
BE, BG, CZ, DK, DE, EE, IE, EL, ES, FR, HR, IT, CY, LV, LT, LU, HU, MT, NL, AT, PL, PT, RO, SI, SK, FI, SE, IS, LI, NO, CH	UK

Regarding population definitions, Art. 3.2 of the Regulation (EU) 1260/2013 reads “Member States shall provide the Commission (Eurostat) with data on their vital events that occurred during the reference period. Member States shall use the same population definition that they use for the data on usually resident population”.

32 countries applied the same population definition for vital events and population. A synoptic view of the information reported on these demographic definitions issues in the metadata is reported in Table 4 and Table 5 below.

**Table 4: Countries by definition used for population and vital events statistics for reference year 2016, EU Member States and EFTA countries**

1. Using the same population definition for data population and data on vital events	2. Other.
BE, BG, CZ, DK, DE, EE, IE, EL, ES, FR, HR, IT, CY, LV, LT, LU, HU, MT, NL, AT, PL, PT, RO, SI, SK, FI, SE, UK, IS, LI, NO, CH	

**Table 5: Countries by definition used for population, vital events and migration statistics for reference year 2016, EU Member States and EFTA countries**

1. Using the same population definition for data population , data on vital events and data on migration flows	2. Other.
BE, BG, EE, IE, EL, ES, FR, HR, IT, CY, LV, LT, LU, HU, MT, PT, RO, SI, SK, FI, SE, UK, LI, CH	CZ, DK, DE, NL, AT, PL, IS, NO

**Table 6: Countries by population of reference for data on population and data on vital events, EU Member States and EFTA countries**

	1. Usually Resident Population <sup>(8)</sup>	2. Legal Residence Population <sup>(9)</sup>	3. Registered Residence Population <sup>(10)</sup>	4. Other
<b>Population</b>	BE, BG, CZ <sup>11</sup> , DE, EE, IE, EL, ES, FR, HR, IT, CY, LV, LT, HU, MT, PL, PT, RO, SI, SK <sup>12</sup> , FI, UK	FI, LI, CH	CZ, DK, DE, ES, LU, NL, AT, SE, IS, NO	
<b>Live births</b>	BE, BG, DE, EE, IE, EL, ES, FR, HR, IT, CY, LV, LT, HU, MT, PL, PT, RO, SI, SK <sup>13</sup> , FI, UK <sup>14</sup>	FI, LI, CH	CZ, DK, DE, ES, LU, NL, AT, SE, IS, NO	

<sup>8</sup> 'Usually Resident Population' as stated in Article 2 of Regulation 1260/2013.

<sup>9</sup> 'Legal Residence Population' is composed of those persons who are entitled to be settled in the country at the reference date, either by holding the national citizenship or by other authorization issued by national authorities.

<sup>10</sup> 'Registered Residence Population' is composed of those persons who are listed on one or more registers owned by national authorities at the reference date. Each registered person shall be counted only once.

<sup>11</sup> for non-nationals

<sup>12</sup> permanent residence

<sup>13</sup> misclassification of vital events (live births) and migrations (immigrants)

<sup>14</sup> only events occurring in the country

	<b>1. Usually Resident Population<sup>(8)</sup></b>	<b>2. Legal Residence Population<sup>(9)</sup></b>	<b>3. Registered Residence Population<sup>(10)</sup></b>	<b>4. Other</b>
<b>Deaths</b>	BE, BG, DE, EE, IE, EL, ES, FR, HR, IT, CY, LV, LT, HU, MT, PL, PT, RO, SI, SK, FI, UK <sup>15</sup>	FI, LI, CH	CZ, DK, DE, ES, LU, NL, AT, SE, IS, NO	

#### **2.4. Accuracy**

Although improvements were achieved in the area of Article 3 Regulation (EC) 862/2007, measuring the following remains difficult:

- 1) Persons living in the country on an unauthorised or irregular basis.
- 2) Persons who did not register/de-register.

We are aware of the fact that since 2008 countries have improved the quality of the statistics transmitted to Eurostat by using additional sources (Health Insurance Registers, Tax Registers, Census 2011, estimation methods based on the Gross Domestic Product, residency index ...) , and, in particular, by using the mirror flows reported by partner countries in order to solve coverage errors due to the non-propensity to register and de-register, and, as a consequence, the underestimation of emigration flows and double counting of part of the population stocks.

Countries used the following three strategies to improve quality:

- 1) exchange of data with other NSIs,
- 2) estimation techniques and
- 3) usage of additional administrative sources.

This work has been monitored by Eurostat by in-depth discussion and by facilitating the exchange of aggregated data/best practices among countries.

As agreed during the WG of April 2012, a dedicated restricted access CIRCABC<sup>16</sup> interest group 'Exchange of data and best practices for international migration statistics' was set up on the European Commission's CIRCABC platform for the online exchange of information on 24 October 2012. This interest group is also an opportunity to learn from other NSIs best practices as well as to reflect on what mirror statistics can do for migration statistics.

During discussions at the meeting of Directors of Social Statistics Board on 4-5 December 2017, participants confirmed the request to Eurostat to facilitate the exchange of aggregated data between providers of migration statistics aiming at reconciliation and thus improvement of quality of mirror migration statistics. Consequently, Eurostat invited members of this Working Group individually to register if they were not yet member on 20 December 2017. The result was that 11 countries (Czech Republic, Germany, Spain, Lithuania, Netherlands, Austria, Slovenia, Slovakia, Finland, Iceland, and Switzerland) uploaded the filled Pre-publication data template\_2016 on the platform.

<sup>15</sup> only events occurring in the country

<sup>16</sup> Communication and Information Resource Centre for Administrations, Businesses and Citizens

Note that exchanges of data are fully separate from the Eurostat collections of data and metadata under the Regulation on migration statistics. This proposed data sharing is entirely voluntary and in line with the European Statistical System principles of cooperation and partnership, it is strongly encouraged (by ESSC on 22 September 2017 – see Budapest Memorandum – and DSS Board of December 2017) as a means to improve migration statistics at both national and European level.

An exchange of provisional data between Romania, Italy and Spain, facilitated by Eurostat and agreed on 27 November 2012, is in place to prepare the migration data required under Regulation (EC) 862/2007. A new one between Italy and Albania was agreed on 25-26 October 2017.

Finally, some specific examples of accuracy problems that have emerged from the analysis (done so far) of data transmitted for the 2016 reference year are:

- 1) the misclassification of vital events (live births) and migrations (immigrants), which leads to a situation where over 60% of immigrants holding the immigration country citizenship are aged less than 5;
- 2) the evident discordance between the immigration figure and the sum of emigration figures towards the same country, when migration is limited to EU28 countries and vice versa;
- 3) the different policies of inclusion/exclusion of asylum seekers<sup>17</sup> and refugees<sup>18</sup> in migration flows and migrant population stocks (See table 7 and 8)

**Table 7: Member States and EFTA countries by inclusion/exclusion of asylum seekers and refugees in the data on population reported to Eurostat in the framework of the Unified Demographic data collection Reference Year 2016**

Population as of 01.01.2017	Included	Excluded
Asylum seekers usual residents for at least 12 months	DE, EE, IE, EL, ES, FR, IT, CY, LU, NL, AT, PT, UK, NO <sup>1</sup> , CH	BE, BG, CZ, DK, HR, LV, LT, HU, MT, PL, RO, SI, SK, FI, SE, IS, LI
Refugees usual residents for at least 12 months	BE, BG, CZ, DK, DE, EE, IE, EL, ES, FR, HR, IT, CY, LV, LT, LU, HU, MT, NL, AT, PL, PT, RO, SI, SK, FI, SE, UK, IS, LI, NO <sup>1</sup> , CH	

(<sup>1</sup>) Asylum seekers and refugees without residence permit are not included.

<sup>17</sup> **Asylum seeker:** First-time asylum applications are country-specific and imply no time limit. Therefore, an asylum seeker can apply for first time in a given country and afterward again as first-time applicant in any other country. If an asylum seeker lodge again an application in the same country after any period of time, (s)he is not considered again a first-time applicant.

<sup>18</sup> **Refugee:** person granted refugee status (as defined in Art. 2(e) of Directive 2011/95/EC within the meaning of Art.1 of the Geneva Convention relating to the Status of Refugees of 28 July 1951, as amended by the New York Protocol of 31 January 1967) or person granted subsidiary protection (as defined in Art.2(g) of Directive 2011/95/EC and person covered by a decision granting authorisation to stay for humanitarian reasons under national law concerning international protection.

**Table 8: Member States and EFTA countries by inclusion/exclusion of asylum seekers and refugees in the data on migration reported to Eurostat in the framework of the Unified Demographic data collection Reference Year 2016**

Migration for 2016	Included	Excluded
Asylum seekers usual residents for at least 12 months	DE, EE, EL, ES, FR, IT, LU, NL, AT, PT, UK, CH, NO <sup>1</sup>	BE, BG, CZ, DK, IE, HR, CY, LV, LT, HU, MT, PL, RO, SI, SK, FI, SE, IS, LI
Refugees usual residents for at least 12 months	BE, BG, CZ, DK, DE, EE, IE <sup>2</sup> , EL, ES, FR, HR, IT, LV, LT, LU, HU, MT, NL, AT, PL, PT, RO, SI, SK, FI, SE, IS, UK, LI, NO <sup>1</sup> , CH	CY

(<sup>1</sup>) Asylum seekers and refugees without residence permit are not included.

(<sup>2</sup>) Refugees who do not live in a private household are not included.

## 2.5. Changes in Reference Year 2016 as compared to previous year

The following Table 7 summarises the country specific main 2016 RY data quality improvements compared with the UNIDEMO RY 2015:

**Table 9: UNIDEMO RY 2016 – data improvements, EU Member States and EFTA countries**

Country	Main improvements compared to the 2015 RY data supplied
CY	<ul style="list-style-type: none"> <li>• Marriages by previous legal union status of marrying persons.</li> <li>• Marriages by country of citizenship of marrying persons.</li> <li>• Divorces by duration and year of the marriage.</li> <li>• Divorces by country of citizenship of spouses.</li> </ul>
DK	<ul style="list-style-type: none"> <li>• Late foetal deaths by mother's age.</li> </ul>
IE	<ul style="list-style-type: none"> <li>• Revised population and migrations statistics were transmitted since reference year 2011.</li> </ul>
FR	<ul style="list-style-type: none"> <li>• Immigration by single country of citizenship for reference years 2014, 2015, 2016</li> <li>• Immigration by single country of birth for reference years 2014, 2015, 2016</li> <li>• Immigration by single country of previous residence for reference years 2014, 2015, 2016</li> <li>• Population by single country of citizenship for reference years 2013, 2014, 2015, 2016</li> <li>• Population by single country of birth for reference years 2013, 2014, 2015, 2016</li> <li>• Revised migrant population and migrations statistics were transmitted since reference year 2013.</li> </ul>
HR	<ul style="list-style-type: none"> <li>• Emigration by age, sex and single country of birth for the first time</li> </ul>
IT	<ul style="list-style-type: none"> <li>• Legally induced abortions by mother's age and parity.</li> </ul>

Country	Main improvements compared to the 2015 RY data supplied
LV	<ul style="list-style-type: none"> <li>• Emigration by age, sex and single country of birth for the first time</li> <li>• Marriages by country of birth of marrying persons.</li> </ul>
LU	<ul style="list-style-type: none"> <li>• Population by citizenship and country of birth for the first time</li> <li>• Population by age, sex and legal marital status for the first time</li> <li>• Loss of citizenship by new citizenship and sex</li> </ul>
MT	<ul style="list-style-type: none"> <li>• Revised migrant population and migrations statistics were transmitted since reference year 2012.</li> </ul>
AT	<ul style="list-style-type: none"> <li>• Revised migrant population statistics were transmitted since reference year 2007.</li> <li>• Marriages by previous legal union status of marrying persons.</li> <li>• First-time marrying persons by age, year of birth and sex</li> <li>• Marriages by country of citizenship of marrying persons.</li> <li>• Marriages by country of birth of marrying persons.</li> <li>• Divorces by duration and year of the marriage.</li> <li>• Divorces by country of citizenship of spouses.</li> </ul>
PT	<ul style="list-style-type: none"> <li>• Divorces by duration and year of the marriage.</li> <li>• Divorces by country of births of spouses.</li> </ul>
RO	<ul style="list-style-type: none"> <li>• Revised migrant population were transmitted for reference year 2011.</li> <li>• Revised vital events data were transmitted for reference years 2013 and 2014.</li> </ul>
SI	<ul style="list-style-type: none"> <li>• Live births by mother's age, mother's year of birth and mother's educational attainment (ISCED 2011) for the first time</li> </ul>
SK	<ul style="list-style-type: none"> <li>• Emigration by age, sex and single country of birth for the first time</li> </ul>
UK	<ul style="list-style-type: none"> <li>• Legally induced abortions by mother's age and parity.</li> <li>• Divorces by duration and year of the marriage.</li> </ul>
IS	<ul style="list-style-type: none"> <li>• Population by age, sex and legal marital status for the first time</li> <li>• Live births by mother's age, mother's year of birth and mother's legal marital status for the first time</li> <li>• Live births by birth weight and duration of gestation for the first time.</li> <li>• Late foetal deaths by mother's age.</li> <li>• Deaths by sex, age, year of birth and legal marital status</li> <li>• Infant deaths by age and sex.</li> </ul>

By contrast, some data providers no longer supply voluntary data that they used to transmit in the previous Unified Demographic data collection reference year 2015. The following Table 8 summarises the changes occurred between the two latest demographic data collections.



**Table 10: List of countries by table and provision of data in two consequent demographic data collection, 49 countries (countries which changed status between the two data collection highlighted in red)**

Name of the table	Table sent for UNIDEMO 2015		Table sent for UNIDEMO 2016	
	Yes	No	Yes	No
Population by citizenship and country of birth	BE, BG, DK, EE, ES, IT, LV, HU, NL, SI, SK, FI, SE, IS, NO, CH, TR, AD (18)	CZ, DE, IE, EL, FR, HR, CY, LT, LU, MT, AT, PL, PT, RO, UK, LI, ME, MK, RS, AL, AM, AZ, BA, BY, GE, MC, MD, RU, SM, UA, XK (31)	BE, BG, DK, EE, ES, IT, LV, <b>LU</b> , HU, NL, SI, SK, FI, SE, IS, NO, CH, TR, AD (19)	CZ, DE, IE, EL, FR, HR, CY, LT, MT, AT, PL, PT, RO, UK, LI, ME, MK, RS, AL, AM, AZ, BA, BY, GE, MC, MD, RU, SM, UA, XK (30)
Population by age, sex and legal marital status.	BG, CZ, DK, DE, EE, IT, LV, LT, HU, NL, SI, SK, FI, SE, LI, NO, CH, TR, AZ (19)	BE, IE, EL, ES, FR, HR, CY, LU, MT, AT, PL, PT, RO, UK, IS, ME, MK, RS, AD, AL, AM, BA, BY, GE, MC, MD, RU, SM, UA, XK (30)	BG, CZ, DK, DE, EE, IT, LV, LT, <b>LU</b> , HU, NL, SI, SK, FI, SE, <b>IS</b> , LI, NO, CH, TR, AZ, <b>MD</b> (22)	BE, IE, EL, ES, FR, HR, CY, MT, AT, PL, PT, RO, UK, ME, MK, RS, AD, AL, AM, BA, BY, GE, MC, RU, SM, UA, XK (27)
Population by age, sex and educational attainment (ISCED 2011).	DK, EE, SI, SK, FI, SE, NO, TR (8)	BE, BG, CZ, DE, IE, EL, ES, FR, HR, IT, CY, LV, LT, LU, HU, MT, NL, AT, PL, PT, RO, UK, IS, LI, CH, ME, MK, RS, AD, AL, AM, AZ, BA, BY, GE, MC, MD, RU, SM, UA, XK (41)	DK, EE, SI, SK, FI, SE, NO, TR, <b>AZ</b> (9)	BE, BG, CZ, DE, IE, EL, ES, FR, HR, IT, CY, LV, LT, LU, HU, MT, NL, AT, PL, PT, RO, UK, IS, LI, CH, ME, MK, RS, AD, AL, AM, BA, BY, GE, MC, MD, RU, SM, UA, XK (40)

Name of the table	Table sent for UNIDEMO 2015		Table sent for UNIDEMO 2016	
	Yes	No	Yes	No
Live births by mother's age, mother's year of birth and mother's legal marital status.	BG, CZ, DK, DE, EE, IE, EL, ES, FR, HR, IT, LV, LT, LU, HU, MT, NL, PL, PT, RO, SI, SK, FI, SE, UK, LI, NO, CH, MK, RS, TR, AD, AM, AZ, BY, GE, RU, UA, XK (39)	BE, CY, AT, IS, ME, AL, BA, MD, MC, SM (10)	BG, CZ, DK, DE, EE, IE, EL, ES, FR, HR, IT, LV, LT, LU, HU, MT, NL, PL, PT, RO, SI, SK, FI, SE, UK, <b>IS</b> , LI, NO, CH, MK, RS, TR, AD, AM, AZ, BY, GE, <b>MD</b> , RU, UA, XK (41)	BE, CY, AT, ME, AL, BA, MC, SM (8)
Live births by mother's age, mother's year of birth and employment status of the mother.	DK, IE, EL, ES, HR, HU, PT, RO, FI, LI, NO, MK, RS, RU (14)	BE, BG, CZ, DE, EE, FR, IT, CY, LV, LT, LU, MT, NL, AT, PL, SI, SK, SE, UK, IS, CH, ME, TR, AD, AL, AM, AZ, BA, BY, GE, MC, MD, SM, UA, XK (35)	DK, IE, EL, ES, HR, HU, PT, RO, FI, LI, NO, MK, <b>MD</b> , RS, RU (15)	BE, BG, CZ, DE, EE, FR, IT, CY, LV, LT, LU, MT, NL, AT, PL, SI, SK, SE, UK, IS, CH, ME, TR, AD, AL, AM, AZ, BA, BY, GE, MC, SM, UA, XK (34)
Live births by mother's age, mother's year of birth and mother's educational attainment (ISCED 2011).	CZ, DK, EL, ES, HR, HU, PL, PT, RO, SK, FI, SE, NO, MK, RS, TR, AD, AM, AZ, BY, RU, XK (22)	BE, BG, DE, EE, IE, FR, IT, CY, LV, LT, LU, MT, NL, AT, SI, UK, IS, LI, CH, ME, AL, BA, GE, MC, MD, SM, UA (27)	CZ, DK, EL, ES, HR, HU, PL, PT, RO, <b>SI</b> , SK, FI, SE, NO, MK, RS, TR, AM, AZ, BY, XK(21)	BE, BG, DE, EE, IE, FR, IT, CY, LV, LT, LU, MT, NL, AT, UK, IS, LI, CH, ME, AL, AD, BA, GE, MC, MD, RU, SM, UA(28)
Live births by birth weight and duration of gestation.	BG, CZ, IE, EL, ES, LT, HU, MT, PL, PT, RO, SK, FI, CH, MK, RS, AD, AM, AZ, BY, XK (21)	BE, DK, DE, EE, FR, HR, IT, CY, LV, LU, NL, AT, SI, SE, UK, IS, LI, NO, ME, TR, AL, BA, GE, MC, MD, RU, UA, SM (28)	BG, CZ, IE, EL, ES, LT, HU, MT, PL, PT, RO, SK, FI, <b>IS</b> , CH, MK, RS, AD, AM, AZ, BY, <b>GE</b> , <b>MD</b> , <b>RU</b> , XK(25)	BE, DK, DE, EE, FR, HR, IT, CY, LV, LU, NL, AT, SI, SE, UK, LI, NO, ME, TR, AL, BA, MC, UA, SM (24)
Legally induced abortions by mother's age and parity.	BG, CZ, DE, EE, ES, HR, LV, LT, HU, PL, PT, RO, SI, SK, FI, CH, ME, AL, AD, AM, AZ, BY, GE, RU (24)	BE, DK, IE, EL, FR, IT, CY, LU, MT, NL, AT, SE, UK, IS, LI, NO, MK, RS, TR, BA, MC, MD, SM, UA, XK (25)	BG, CZ, DE, EE, HR, <b>IT</b> , LV, LT, HU, PL, PT, RO, SI, SK, FI, <b>UK</b> , CH, ME, AM, AZ, BY(21)	BE, DK, IE, EL, ES, FR, CY, LU, MT, NL, AT, SE, IS, LI, NO, MK, RS, TR, AL, AD, BA, MC, MD, SM, UA, GE, RU, XK(28)

Name of the table	Table sent for UNIDEMO 2015		Table sent for UNIDEMO 2016	
	Yes	No	Yes	No
Late foetal deaths by mother's age.	BG, CZ, DE, EE, EL, ES, HR, LV, LT, LU, HU, NL, PT, RO, SI, SK, FI, SE, UK, NO, CH, MK, RS, AD, AZ, BY, GE, RU, UA (29)	BE, DK, IE, FR, IT, CY, MT, AT, PL, IS, LI, ME, TR, AL, AM, BA, MC, MD, SM, XK(20)	BG, CZ, <b>DK</b> , EE, EL, ES, HR, LV, LT, LU, HU, NL, PT, RO, SI, SK, FI, SE, UK, <b>IS</b> , NO, CH, MK, RS, AD, <b>AM</b> , AZ, BY, UA(29)	BE, DE, IE, FR, IT, CY, MT, AT, PL, LI, ME, TR, AL, BA, GE, MC, MD, RU, SM, XK (20)
Deaths by sex, age, year of birth and legal marital status.	BG, CZ, DK, DE, EE, EL, ES, HR, IT, LV, LT, LU, HU, MT, NL, PL, PT, RO, SI, SK, FI, SE, UK, LI, NO, CH, MK, RS, TR, AD, AZ, GE, (32)	BE, IE, FR, CY, AT, IS, ME, AL, AM, BA, BY, MC, MD, RU, SM, UA, XK (17)	BG, CZ, DK, DE, EE, EL, ES, HR, IT, LV, LT, LU, HU, MT, NL, PL, PT, RO, SI, SK, FI, SE, UK, <b>IS</b> , LI, NO, CH, MK, RS, TR, AD, AZ, GE, <b>MD</b> , <b>XK</b> (35)	BE, IE, FR, CY, AT, ME, AL, AM, BA, BY, MC, RU, SM, UA(14)
Deaths by sex, age, year of birth and educational attainment (ISCED 2011).	BG, CZ, DK, EE, EL, ES, HR, IT, HU, PL, PT, RO, SI, SK, FI, SE, NO, MK, RS, TR, AD, AM, AZ, BY, RU (25)	BE, DE, IE, FR, CY, LV, LT, LU, MT, NL, AT, UK, IS, LI, CH, ME, AL, BA, GE, MC, MD, SM, UA, XK (24)	BG, CZ, DK, EE, EL, ES, HR, IT, HU, PL, PT, RO, SI, SK, FI, SE, NO, MK, RS, TR, AM, AZ, BY, <b>XK</b> (24)	BE, DE, IE, FR, CY, LV, LT, LU, MT, NL, AT, UK, IS, LI, CH, ME, AL, AD, BA, GE, MC, MD, SM, RU, UA(25)
Infant deaths by age and sex.	BG, CZ, DK, DE, EE, EL, ES, FR, HR, LV, LT, LU, HU, MT, NL, PL, PT, RO, SI, SK, FI, SE, UK, NO, CH, ME, MK, RS, TR, AL, BY, XK, RU, UA, AD, AM, AZ, GE (38)	BE, IE, IT, CY, AT, IS, LI, BA, MC, MD, SM (11)	BG, CZ, DK, DE, EE, EL, ES, FR, HR, LV, LT, LU, HU, MT, NL, PL, PT, RO, SI, SK, FI, SE, UK, <b>IS</b> , NO, CH, ME, MK, RS, TR, AL, AD, AM, AZ, BY, GE, <b>MD</b> , RU, UA, XK(40)	BE, IE, IT, CY, AT, LI, BA, MC, SM (9)

Name of the table	Table sent for UNIDEMO 2015		Table sent for UNIDEMO 2016	
	Yes	No	Yes	No
Infant deaths by mother's educational attainment (ISCED 2011) and father's educational attainment (ISCED 2011).	CZ, EE, HU, PT, RO, SI, FI, SE, NO, MK, RS, TR, AD, AM, RU, UA, XK (17)	BE, BG, DK, DE, IE, EL, ES, FR, HR, IT, CY, LV, LT, LU, MT, NL, AT, PL, SK, UK, IS, LI, CH, ME, AL, AZ, BA, BY, GE, MC, MD, SM (32)	CZ, EE, HU, PT, RO, SI, FI, SE, NO, MK, RS, TR, AM, <b>BY</b> , UA, XK (16)	BE, BG, DK, DE, IE, EL, ES, FR, HR, IT, CY, LV, LT, LU, MT, NL, AT, PL, SK, UK, IS, LI, CH, ME, AL, AD, AZ, BA, GE, MC, MD, RU, SM(33)
Marriages by previous legal union status of marrying persons.	BG, CZ, DK, DE, EE, IE, EL, ES, FR, HR, IT, LV, LT, LU, HU, MT, NL, PL, PT, RO, SI, SK, FI, SE, NO, CH, ME, MK, RS, TR, AD, AM, AZ, BY, GE, RU, UA, XK (38)	BE, CY, AT, UK, IS, LI, AL, BA, MC, MD, SM (11)	BG, <b>CY</b> , CZ, DK, DE, EE, EL, ES, HR, IT, LV, LT, LU, HU, MT, NL, <b>AT</b> , PL, PT, RO, SI, SK, FI, SE, NO, CH, ME, MK, RS, TR, AD, AM, AZ, BY, GE, <b>MD</b> , UA, XK(38)	BE, IE, FR, UK, IS, LI, AL, BA, MC, SM, RU(11)
First-time marrying persons by age, year of birth and sex.	BG, CZ, DK, DE, EE, IE, EL, ES, FR, HR, IT, LV, LT, LU, HU, NL, PL, PT, RO, SI, SK, FI, SE, NO, CH, ME, MK, RS, TR, AD, AM, AZ, BY, GE, RU, UA, XK(37)	BE, CY, MT, AT, UK, IS, LI, AL, BA, MC, MD, SM(12)	BG, CZ, DK, DE, EE, EL, ES, HR, IT, LV, LT, LU, HU, NL, <b>AT</b> , PL, PT, RO, SI, SK, FI, SE, NO, CH, ME, MK, RS, TR, AD, AM, AZ, BY, GE, UA, XK (35)	BE, CY, FR, IE, MT, UK, IS, LI, AL, BA, MC, MD, SM, RU(14)
Marriages by country of citizenship of marrying persons.	BG, CZ, DK, EE, EL, ES, FR, HR, IT, LV, LT, LU, HU, MT, NL, PL, PT, RO, SI, SK, FI, SE, NO, CH, ME, MK, RS, TR, AD, AL, AZ, BY, GE, UA (34)	BE, DE, IE, CY, AT, UK, IS, LI, AM, BA, MC, MD, RU, SM, XK(15)	BG, CZ, <b>CY</b> , DK, EE, EL, ES, HR, IT, LV, LT, LU, HU, MT, NL, <b>AT</b> , PL, PT, RO, SI, SK, FI, SE, NO, CH, ME, MK, RS, TR, AD, AL, <b>AM</b> , AZ, BY, GE, <b>MD</b> , UA(37)	BE, DE, FR, IE, UK, IS, LI, BA, MC, RU, SM, XK(12)

Name of the table	Table sent for UNIDEMO 2015		Table sent for UNIDEMO 2016	
	Yes	No	Yes	No
Marriages by country of birth of marrying persons.	DK, EE, EL, ES, FR, IT, LT, LU, NL, PT, RO, SI, FI, SE, NO, CH, RS, TR, AD, AZ, GE, XK (22)	BE, BG, CZ, DE, IE, HR, CY, LV, HU, MT, AT, PL, SK, UK, IS, LI, ME, MK, AL, AM, BA, BY, MC, MD, RU, SM, UA (27)	DK, EE, ES, FR, IT, LT, LV, LU, NL, AT, PT, RO, SI, FI, SE, NO, CH, MK, RS, TR, AD, AZ, GE, XK(24)	BE, BG, CZ, DE, IE, EL, FR, HR, CY, HU, MT, PL, SK, UK, IS, LI, ME, AL, AM, BA, MC, MD, RU, SM, UA(25)
Divorces by duration and year of the marriage.	BG, CZ, DK, DE, EE, ES, FR, HR, IT, LV, LT, LU, HU, MT, NL, PL, RO, SI, SK, FI, SE, NO, CH, ME, MK, RS, TR, AL, AD, AM, AZ, BY, GE, UA, XK (35)	BE, IE, EL, CY, AT, PT, UK, IS, LI, BA, MC, MD, RU, SM (14)	BG, CZ, CY, DK, DE, EE, ES, HR, IT, LV, LT, LU, HU, MT, NL, AT, PL, PT, RO, SI, SK, FI, SE, UK, NO, CH, ME, MK, RS, TR, AL, AM, AZ, BY, GE, MD, UA, XK(38)	BE, IE, FR, EL, IS, LI, AD, BA, MC, RU, SM (11)
Divorces by country of citizenship of spouses.	BG, CZ, DK, EE, ES, HR, IT, LV, LT, LU, HU, NL, PL, RO, SI, SK, FI, SE, NO, CH, ME, MK, RS, TR, AD, AZ, GE (27)	BE, DE, IE, EL, FR, CY, MT, AT, PT, UK, IS, LI, AL, AM, BA, BY, MC, MD, RU, SM, UA, XK (22)	BG, CZ, CY, DK, EE, ES, HR, LV, LT, LU, HU, NL, AT, PL, RO, SI, SK, FI, SE, NO, CH, ME, MK, MD, RS, TR, AL, AZ, GE(29)	BE, DE, IE, EL, FR, IT, MT, PT, UK, IS, LI, AD, AM, BA, BY, MC, RU, SM, UA, XK (20)
Divorces by country of births of spouses.	DK, EE, HR, IT, LV, LT, NL, RO, SI, FI, SE, NO, RS, TR, AD, AZ, GE (17)	BE, BG, CZ, DE, IE, EL, ES, FR, CY, LU, HU, MT, AT, PL, PT, SK, UK, IS, LI, CH, ME, MK, AL, AM, BA, BY, MC, MD, RU, SM, UA, XK (32)	DK, EE, HR, LV, LT, NL, PT, RO, SI, FI, SE, NO, AL, MK, RS, TR, AZ, GE(18)	BE, BG, CZ, DE, IE, EL, ES, FR, IT, CY, LU, HU, MT, AT, PL, SK, UK, IS, LI, CH, ME, AD, AM, BA, BY, MC, MD, RU, SM, UA, XK (31)
Immigrants by citizenship and country of birth	BE, BG, DK, DE, ES, HR, IT, LV, LT, LU, HU, NL, PL, SI, FI, SE, IS, NO, CH, MK, AZ, UA (22)	CZ, EE, IE, EL, FR, CY, MT, AT, PT, RO, SK, UK, LI, ME, RS, TR, AD, AL, AM, BA, BY, GE, MC, MD, RU, SM, XK (27)	BE, BG, DK, DE, ES, HR, IT, LV, LT, LU, HU, NL, PL, SI, FI, SE, IS, NO, CH, ME, MK(21)	CZ, EE, IE, EL, FR, CY, MT, AT, PT, RO, SK, UK, LI, RS, TR, AD, AL, AM, AZ, BA, BY, GE, MC, MD, RU, SM, UA, XK (28)

Name of the table	Table sent for UNIDEMO 2015		Table sent for UNIDEMO 2016	
	Yes	No	Yes	No
Emigrants by age, sex and country of birth	BE, BG, DK, DE, EE, ES, IT, LV, LT, LU, HU, NL, AT, RO, SI, FI, SE, IS, LI, NO, CH, ME, MK, AZ, RU, UA(26)	CZ, IE, EL, FR, HR, CY, MT, PL, PT, SK, UK, RS, TR, AD, AL, AM, BA, BY, GE, MC, MD, SM, XK(23)	BE, BG, DK, DE, EE, ES, HR, IT, LV, LT, LU, HU, NL, AT, RO, SI, SK, FI, SE, IS, LI, NO, CH, ME, MK, AM, AZ, RU(28)	CZ, IE, EL, FR, CY, MT, PL, PT, UK, RS, TR, AD, AL, BA, BY, GE, MC, MD, SM, XK, UA(21)
Loss of citizenship by new citizenship and sex	BE, BG, DK, EE, IE, HR, LT, NL, PL, SI, SK, SE, UK, TR, MK, AD, BY(17)	CZ, DE, EL, ES, FR, IT, CY, LV, LU, HU, MT, AT, PT, RO, FI, IS, LI, NO, CH, ME, RS, AL, AM, AZ, BA, GE, MC, MD, RU, SM, UA, XK(32)	BE, BG, DK, EE, IE, HR, LT, LU, NL, PL, SI, SK, SE, UK, TR, MK, AD, BY, GE(19)	CZ, DE, EL, ES, FR, IT, CY, LV, HU, MT, AT, PT, RO, FI, IS, LI, NO, CH, ME, RS, AL, AM, AZ, BA, MC, MD, RU, SM, UA, XK(30)