

Fact sheet

ESF in the Netherlands

Active Inclusion

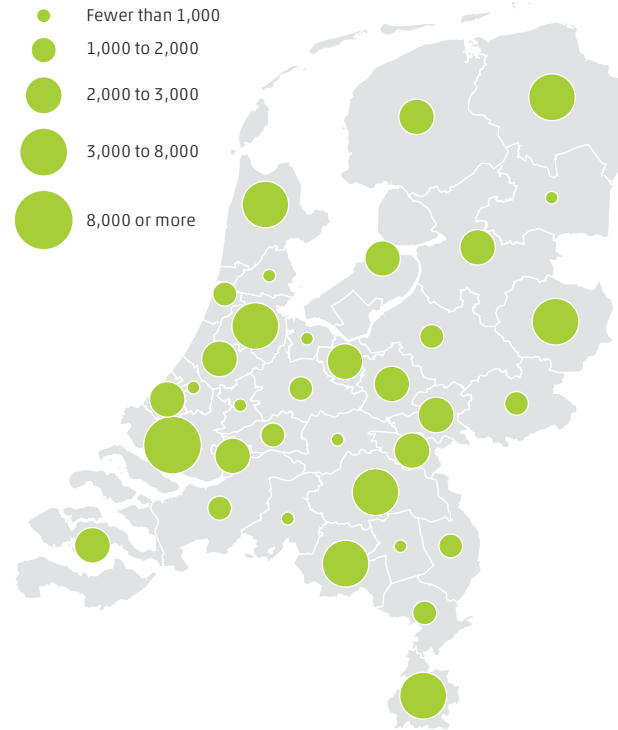


93,820 participants with a distance to the labour market in 2014 and 2015

70 projects in progress, with € 114 million in ESF funding

20% of participants who finished the ESF programme obtained a job

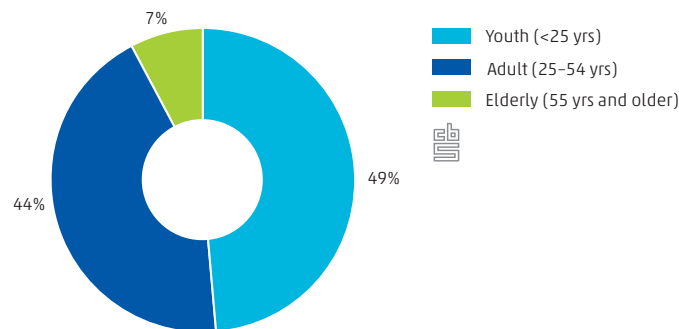
Number of participants per labour market region, 2014-2015



68% participants in a municipal project and **32%** (ex-)students in special education schools



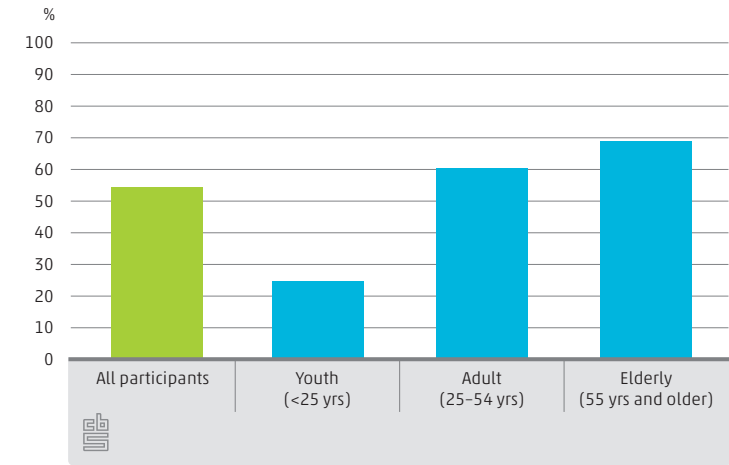
Age of participants, 2014-2015



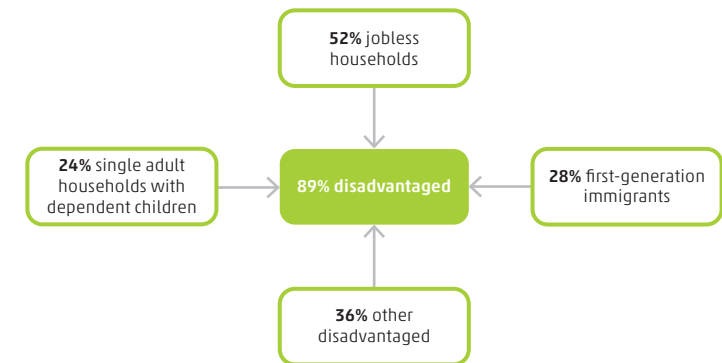
54% of participants in municipal projects are long-term unemployed



Share of long-term unemployed in municipal projects, 2014-2015



Participants from disadvantaged groups (% of total), 2014-2015



27% of disadvantaged participants have a job after the ESF programme

