

Fact sheet

Netherlands and Indonesia

Merchandise trade



2% of Indonesian merchandise exports are destined for the Netherlands



0.2% of Dutch merchandise exports are destined for Indonesia



1.8 billion euros is the trade deficit with Indonesia

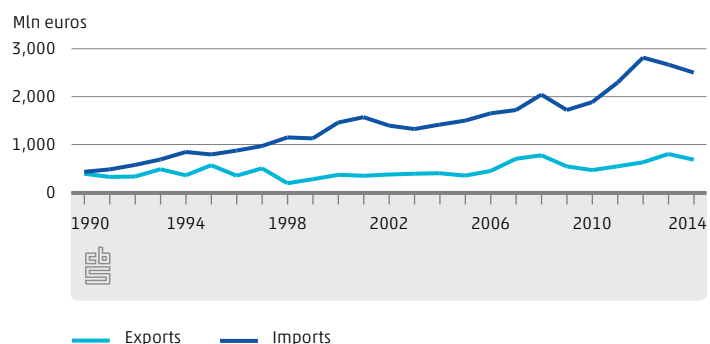
The Netherlands (2014)

GDP (bln euros), rank in world GDP	655	(17)
Population (x 1,000)	16,854	
Inflation	0.80%	
Merchandise exports (bln euros)	433	
Share in world total exports, position	3.5%	(5)
Merchandise exports to Indonesia (mln euros)	680	

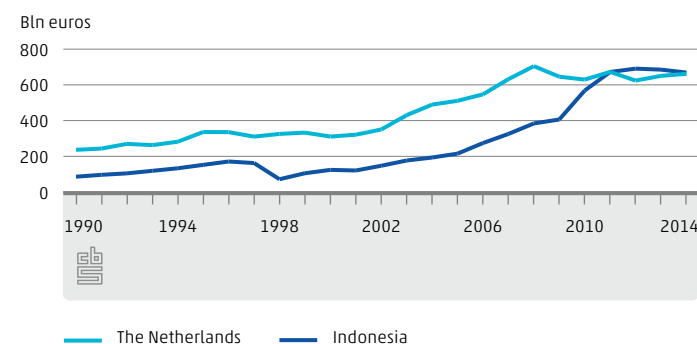
Indonesia (2014)

GDP (bln euros), rank in world GDP	668	(16)
Population (x 1,000)	252,812	
Inflation	5.40%	
Merchandise exports (bln euros)	132	
Share in world total exports, position	0.9%	(28)
Merchandise exports to the Netherlands (mln euros)	2,502	

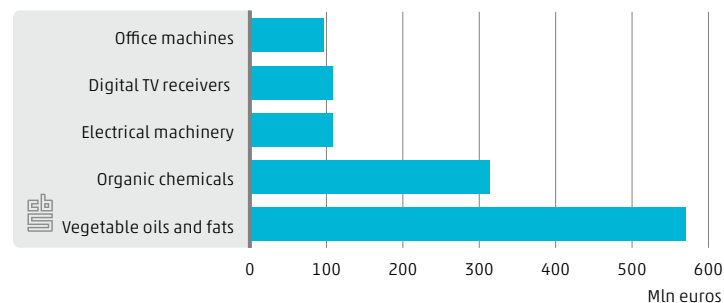
Dutch imports and exports of goods from Indonesia (1990-2014)



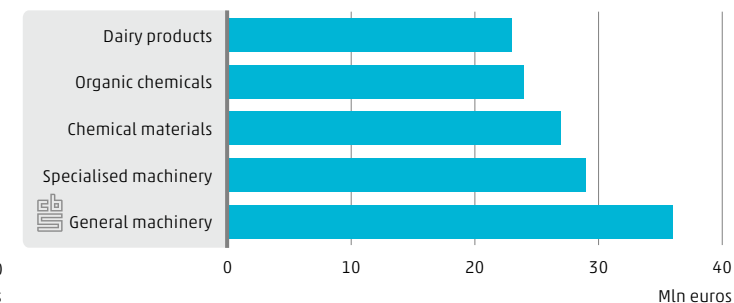
GDP at market prices (1990-2014)



Top five merchandise imports (Jan-Oct 2015)



Top five merchandise exports manufactured in the Netherlands (Jan-Oct 2015)



Fact sheet

Netherlands and Indonesia

Merchandise trade



1% of Dutch butter is shipped to Indonesia

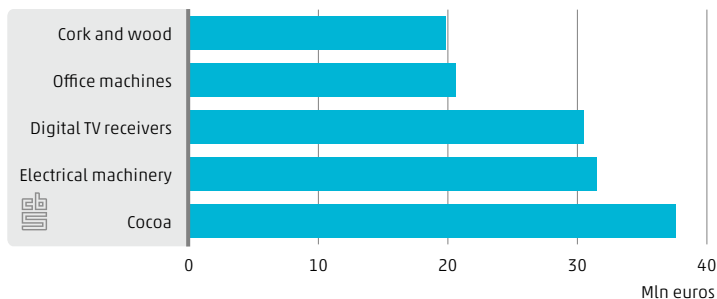


14% of the spices come from Indonesia

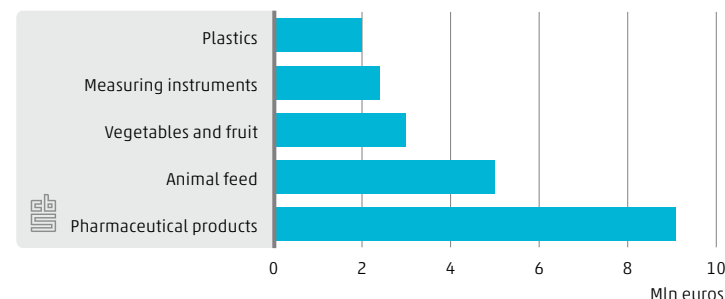


100 firms account for 72% of the merchandise trade with Indonesia

Top five growing merchandise imports (Jan-Oct 2015 w.r.t. Jan-Oct 2014)



Top five growing merchandise exports manufactured in the Netherlands (Jan-Oct 2015 w.r.t. Jan-Oct 2014)



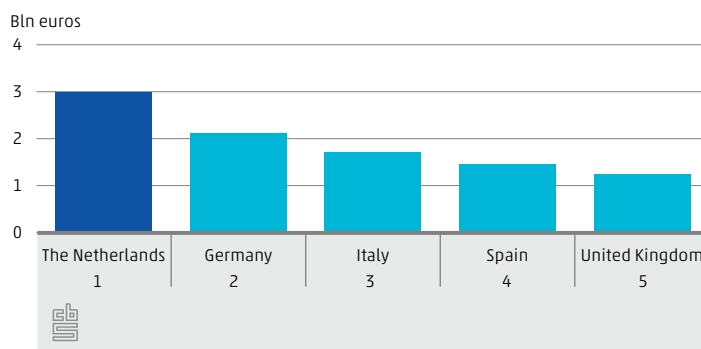
3,320 firms trade goods with Indonesia (2014)



2x as many firms that import from, rather than export to Indonesia (2014)

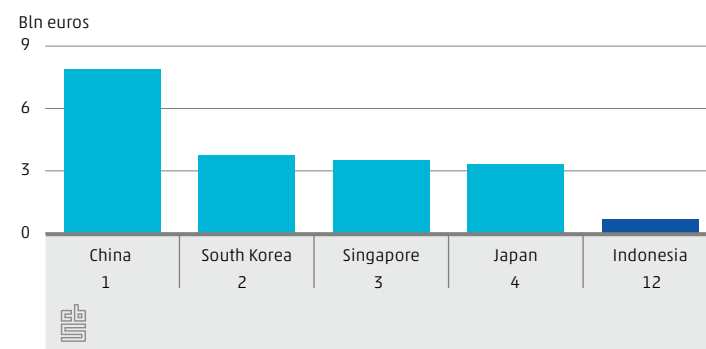


Indonesian merchandise exports to Europe, 13 bln euros (2014)



Source: UN Comtrade Database

Dutch merchandise exports to Asia, 44 bln euros (2014)



Source: UN Comtrade Database

Fact sheet

Netherlands and Indonesia

Merchandise trade

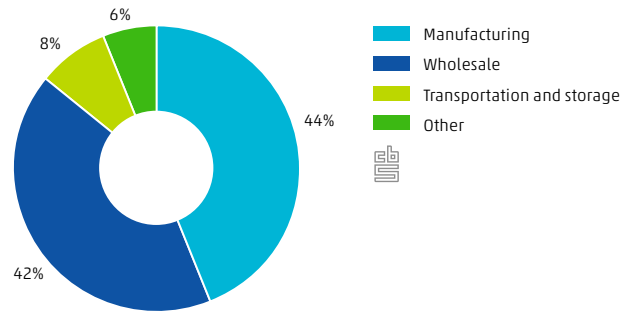


42% of firms that trade goods with Indonesia are active in the wholesale business

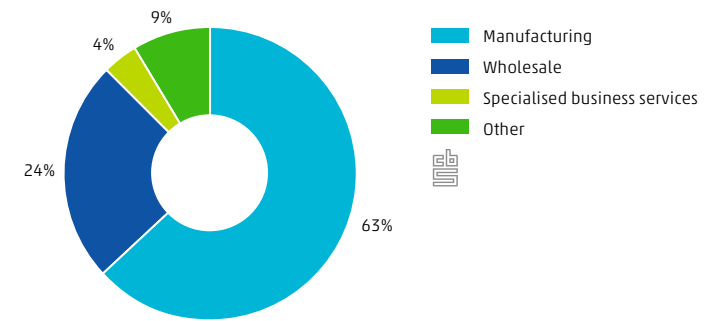
5% of Dutch service exports destined for Asia go to Indonesia

1% of imported travel services come from Indonesia

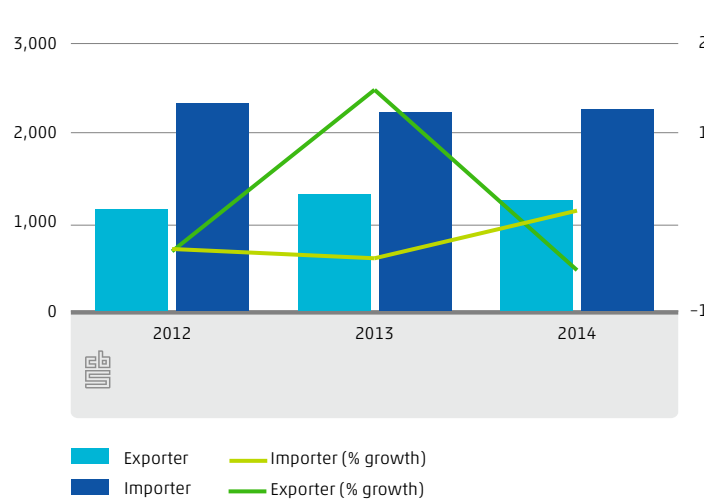
Imports of goods from Indonesia, by business sector (2014)



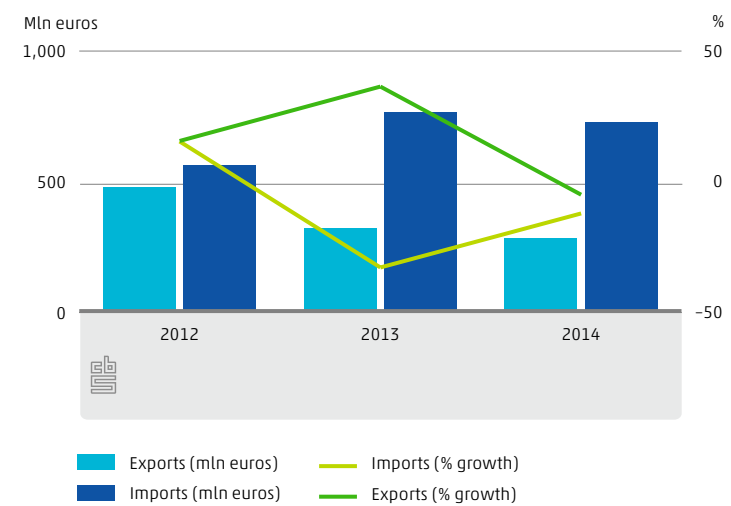
Exports of goods to Indonesia, by business sector (2014)



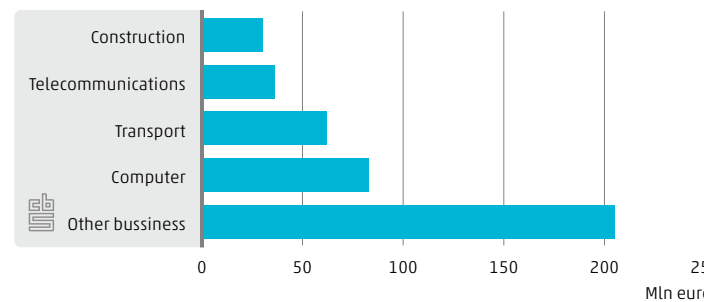
Number of firms exporting to and importing goods from Indonesia (2012-2014)



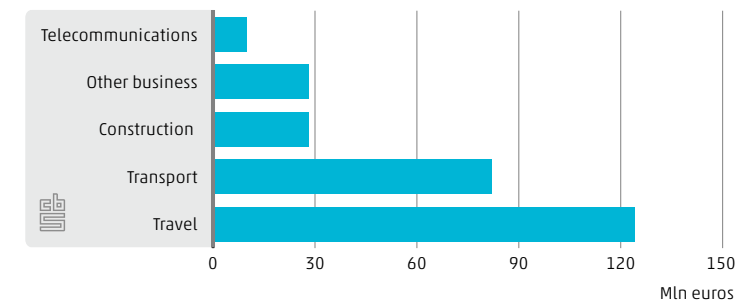
Total imports and exports of services (2012-2014)



Top five exported services (2014)



Top five imported services (2014)



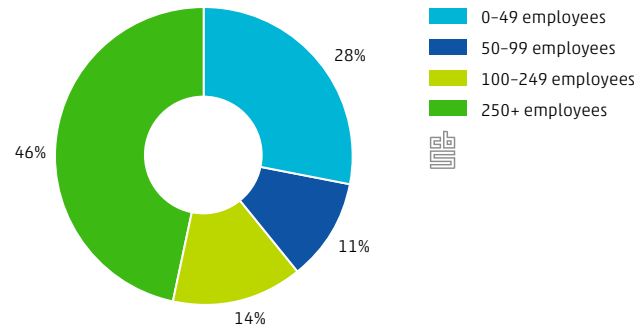
Fact sheet

Netherlands and Indonesia

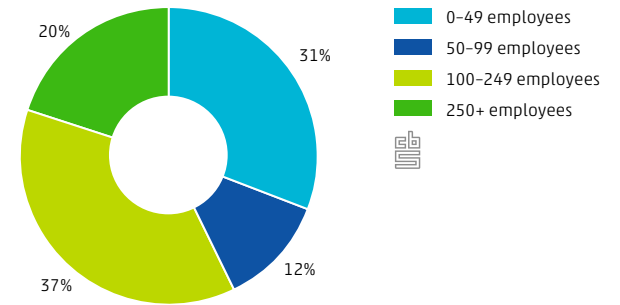
Merchandise trade



Exports of goods to Indonesia, by business size (2014)



Imports of goods to Indonesia, by business size (2014)



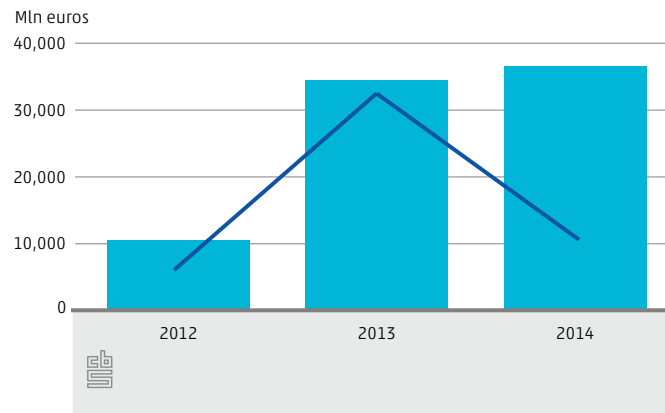
2,200 firms that trade goods with Indonesia have 49 employees or less (2014)



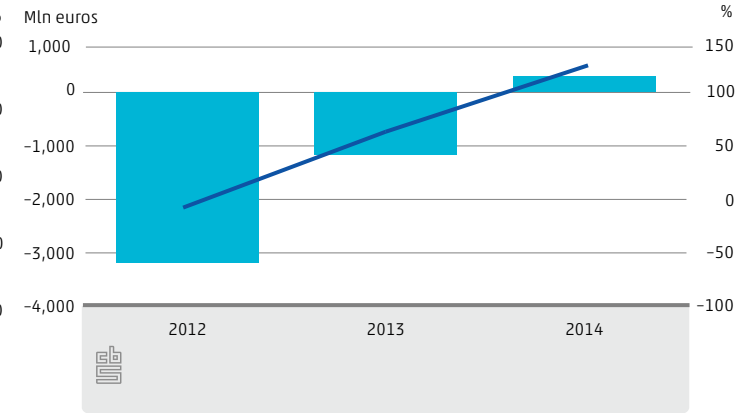
4,000 new jobs were created by Dutch subsidiaries in Indonesia (2013)



Investments from the Netherlands in Indonesia (2012-2014)



Investments from Indonesia in the Netherlands (2012-2014)



Investments (mln euros)
Development of outgoing investments (%)

Investments (mln euros)
Development of outgoing investments (%)

100 Dutch subsidiaries are active in Indonesia

18,000 jobs are created by Dutch subsidiaries in Indonesia

3.8 billion in revenue is generated by Dutch subsidiaries in Indonesia

Fact sheet

Netherlands and Indonesia

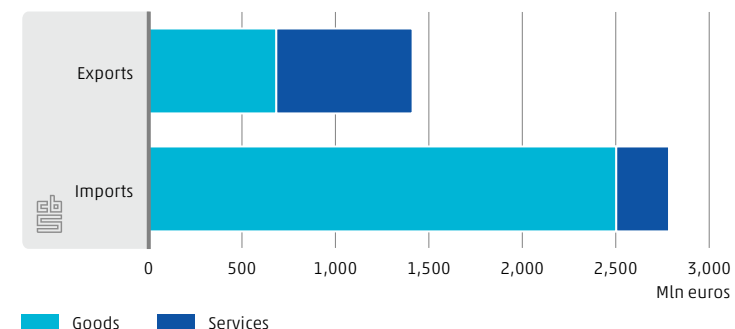
Merchandise trade



Dutch subsidiaries in Indonesia (2011-2013)

	2011	2012	2013
Subsidiaries	85	95	100
Employees (FTE)	15,000	14,000	18,000
Revenues (mln euros)	3,643	4,070	3,870

Share of services in total trade (2014)



94 thousand Dutch travellers spent 124 mln euros in Indonesia (2014)



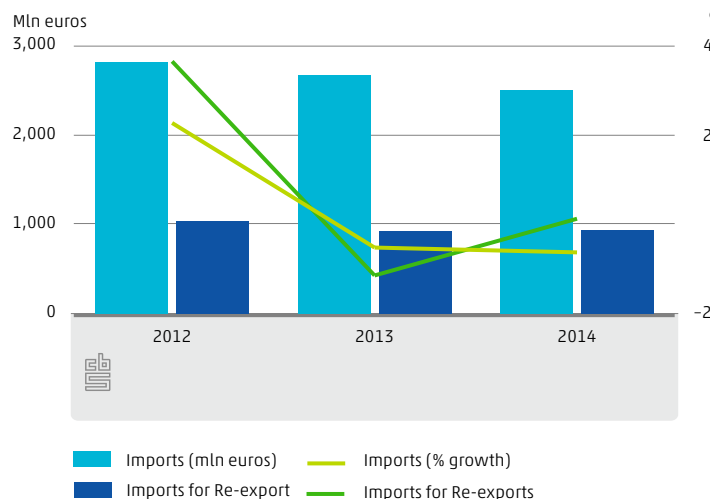
0.3% of all expenditures by travellers in the Netherlands came from Indonesia (2014)



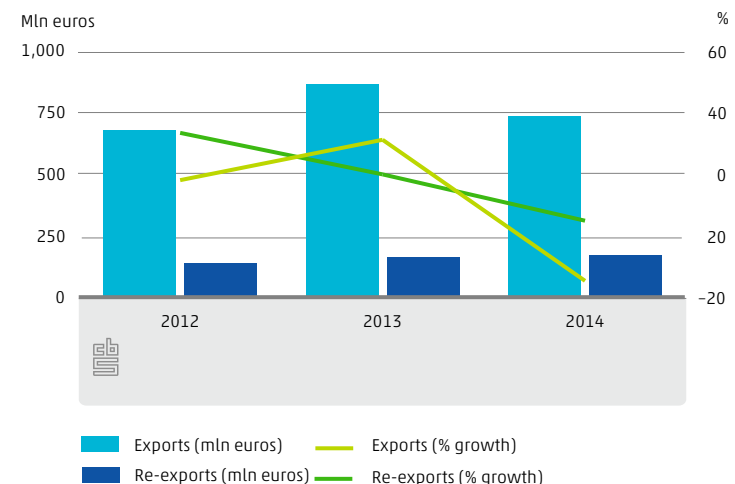
70 mln euro of seafood is imported from Indonesia



Imports for re-exports from Indonesia (2012-2014)



Exports and re-exports to Indonesia (2012-2014)



3% of Dutch imports of goods and services from Asia come from Indonesia



10 countries account for 86% of all trade with Indonesia



Fact sheet

Netherlands and Indonesia

Merchandise trade



52% of Dutch inward direct investment come from five countries



19% of Indonesian inward direct investment come from the Netherlands



33 mln euros of vegetables and fruit are imported from Indonesia

Inward direct investments to Indonesia from top economies (2014)

Position	Country	Bln euros
1	The Netherlands	36.6
2	Singapore	25.3
3	Japan	21.7
4	United States	9.7
5	Taiwan	6.7

Top import origin of Indonesia (2014)

Position	Country	Bln euros
1	China	23.1
2	Singapore	19
3	Japan	12.8
4	South Korea	8.9
26	The Netherlands	0.7

Top export destinations of Indonesia (2014)

Position	Country	Bln euros
1	Japan	17.4
2	China	13.3
3	Singapore	12.6
4	United States	12.5
11	The Netherlands	3

Inward direct investments to the Netherlands from top economies (2014)

Position	Country	Bln euros
1	United States	616.0
2	Luxembourg	536.1
3	United Kingdom	306.9
4	Bermuda	171.1
40	Indonesia	0.3

Top import origin of the Netherlands (2014)

Position	Country	Bln euros
1	Germany	62.7
2	Belgium	37
3	China	35.4
4	United States	27.3
26	Indonesia	2.5

Top export destinations of the Netherlands (2014)

Position	Country	Bln euros
1	Germany	104.1
2	Belgium	47.4
3	United Kingdom	36.6
4	France	35.3
55	Indonesia	0.7